

IN KENYA
WE COULD SAVE THE
5,400
WOMEN WHO DIE ANNUALLY
FROM PREGNANCY RELATED CAUSES AND CHILDBIRTH

Source: Kenya DHS 2014

A WOMAN IN KENYA HAS A
1 IN 42
LIFETIME RISK OF DYING
FROM A MATERNAL CAUSE

Source: WHO, UNICEF, UNFPA, World Bank Group & UNDP 2015

IN KENYA
4 NEWBORNS DIE EVERY HOUR
4 NEWBORNS COULD BE
SAVED EVERY HOUR

Source: UNICEF, WHO, The World Bank, & UNDP 2015

BREASTFEEDING IN KENYA
61% OF CHILDREN
UNDER AGE 6 MONTHS ARE
EXCLUSIVELY BREASTFED

Source: Kenya DHS 2014

?

TERMS EXPLAINED

MATERNAL MORTALITY

This is the death of a woman while pregnant or within 42 days of termination of pregnancy, from any cause related to or aggravated by the pregnancy or its management, but not from accidental or incidental causes. It can be measured in terms of maternal mortality ratio, which is the number of maternal deaths during a given time period per 100,000 live births (WHO, UNICEF, UNFPA, World Bank Group & UNDP 2015).

NEONATAL MORTALITY

This is the death of a newborn baby who is born alive, but dies within the first 28 days of life. It can be measured in terms of neonatal mortality rate, which is the number of deaths per 1,000 live births (WHO 2006).


SDGs

The UN Sustainable Development Goals (SDGs), officially known as Transforming our world: the 2030 Agenda for Sustainable Development, is a set of seventeen aspirational "Global Goals" that were adopted at the UN General Assembly in September 2015.

The SDGs build on the Millennium Development Goals and will shape the economic, social and environmental development agenda over the next 15 years. All countries and all stakeholders, acting in collaborative partnership, will implement this plan and pledge that no one will be left behind.

To download sources please visit:
www.mamaye.org/references

MATERNAL AND NEWBORN HEALTH FACTSHEET



Neonatal Mortality Rate

per 1,000 live births (estimated)



Source: Kenya DHS 2014

Government Health Spending



US\$48

The amount spent on health per person by the Kenyan Government. This is below the target of US\$86 per capita.

Source: WHO GHED 2017, 2014 estimate; McIntry & Meheus 2014

% of women receiving at least 4 antenatal visits



67.7%

51.3%

57.6%

URBAN

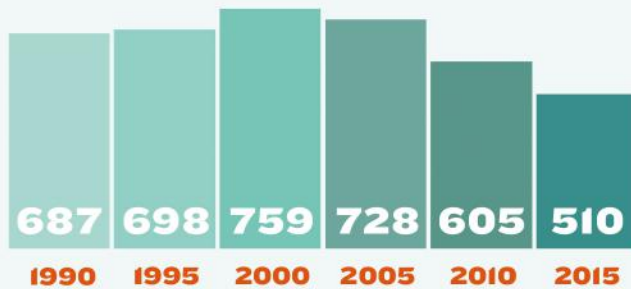
RURAL

TOTAL

Source: Kenya DHS 2014

Maternal Mortality Ratio

per 100,000 live births (estimated)



Source: WHO, UNICEF, UNFPA, World Bank Group & UNDP 2015

Family Planning



58%

of currently married women aged 15-49 are using a method of family planning.

Source: Kenya DHS 2014

% of births assisted by a skilled provider



92.7%

31.1%

61.8%

URBAN

RURAL

TOTAL

Source: Kenya DHS 2014

Caesarean Delivery Rates

IN 2014 IN ALL FACILITIES OVERALL WAS **8.7%** UP TO 10% IS ASSOCIATED WITH FEWER MATERNAL AND NEWBORN DEATHS. WHEN THE RATE GOES ABOVE 10% THERE IS NO EVIDENCE THAT SURVIVAL RATES IMPROVE



Source: Kenya DHS 2014; WHO 2015

% of women delivering in a health facility



82.0%

49.5%

61.2%

URBAN

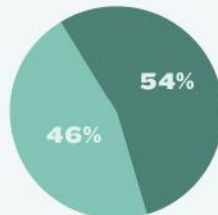
RURAL

TOTAL

Source: Kenya DHS 2014

Causes of Newborn Deaths

1 OUT OF EVERY 4 NEWBORN DEATHS IN KENYA IS DUE TO PRETERM BIRTH COMPLICATIONS



Of all children under 5 who die in Kenya 46% are newborns; 54% are other under 5 deaths.

Source: Liu et al. 2016

% of mothers and babies who received a post-natal check in the first two days after birth



67.5%

44.7%

52.9%

URBAN

RURAL

TOTAL

Source: Kenya DHS 2014